

Luminaire

Code 1709110A
Name METEORITE 15 TAVOLO CON STELO

Measurem.

Code FTS1801489
Name METEORITE 15 TAVOLO CON STELO

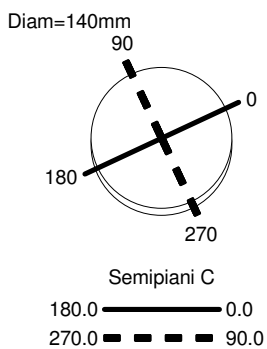
Luminaire Flux	133.95 lm	Luminaire Power	4.12 W	Efficacy	32.51 lm/W	Efficiency	53.58%
Lamps Flux	250.00 lm	Maximum value	93.71 cd/klm	Position	C=325.00 G=176.00	CG	Asymmetrical
Round Luminaire Round Luminous Area		Diam. Diam.	140 mm 140 mm	Height Height	140 mm 140 mm		
Horizontal Luminous Area		0.015394 m2		Emitting area on Plane 180°		0.019600 m2	
Emitting area on Plane 0°		0.019600 m2		Emitting area on Plane 270°		0.019600 m2	
Emitting area on Plane 90°		0.019600 m2		Glare area at 76°		0.022742 m2	
Coordinate system		CG		Symmetry Type		Asymmetrical	
Date		20-09-2018		Maximum Gamma Angle		180	
Measurement Distance		0.00		Measurement Flux		250.00 lm	

LIGHT SOURCE=OSRAM 4W 230V E14 Classic B25 2700K Eff=54% CCT=2700K Ra=80

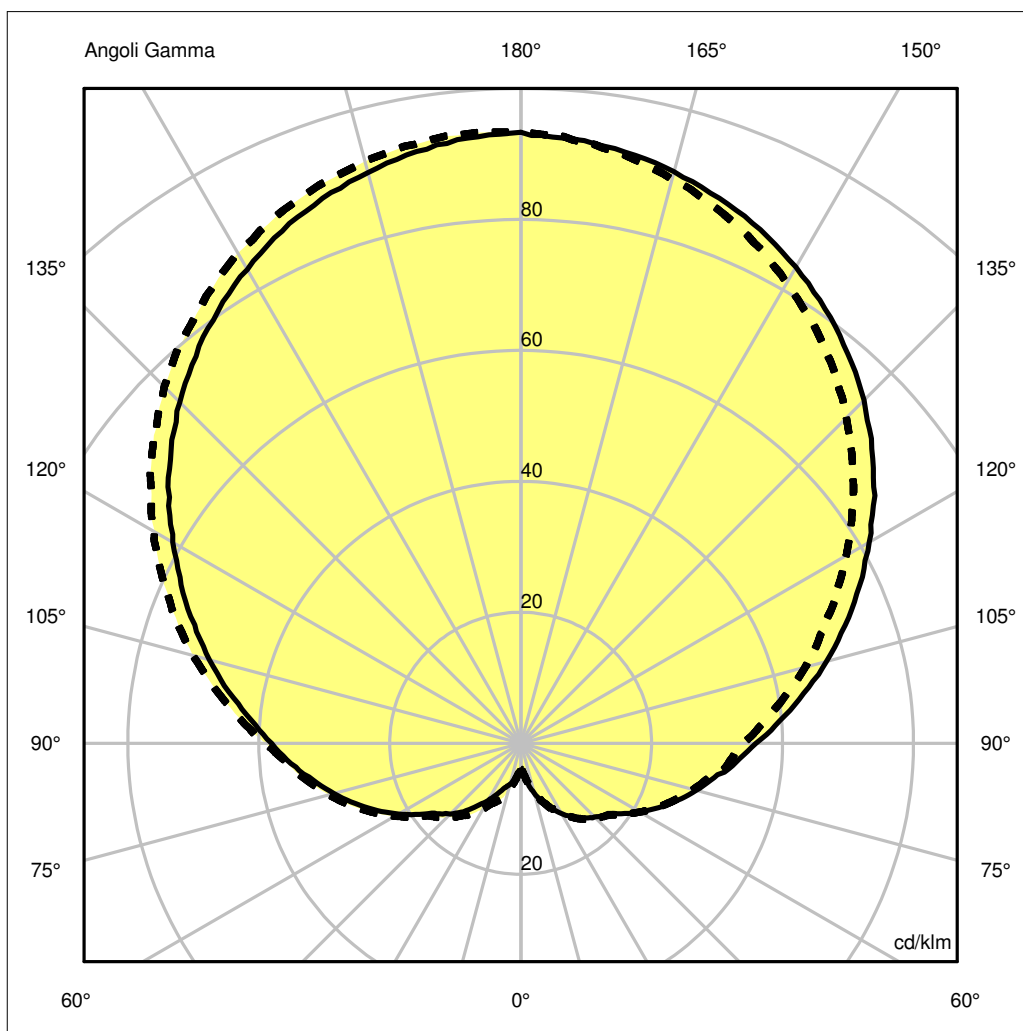
C.I.E. 12 34 63 27 54
F UTE --

D DIN 5040
B NBN

D13
BZ 10



ULOR 39.33 %
DLOR 14.25 %
RN 73.41 %



Luminaire

Code 1709110A
Name METEORITE 15 TAVOLO CON STELO

Measur.

Code FTS1801489
Name METEORITE 15 TAVOLO CON STELO

Luminaire Flux	133.95 lm	Luminaire Power	4.12 W	Efficacy	32.51 lm/W	Efficiency	53.58%
Lamps Flux	250.00 lm	Maximum value	93.71 cd/klm	Position	C=325.00 G=176.00	CG	Asymmetrical
Round Luminaire		Diam.	140 mm	Height	140 mm		
Round Luminous Area		Diam.	140 mm	Height	140 mm		
Horizontal Luminous Area		0.015394 m ²		Emitting area on Plane 180°		0.019600 m ²	
Emitting area on Plane 0°		0.019600 m ²		Emitting area on Plane 270°		0.019600 m ²	
Emitting area on Plane 90°		0.019600 m ²		Glare area at 76°		0.022742 m ²	
Coordinate system		CG		Symmetry Type		Asymmetrical	
Date		20-09-2018		Maximum Gamma Angle		180	
Measurement Distance		0.00		Measurement Flux		250.00 lm	

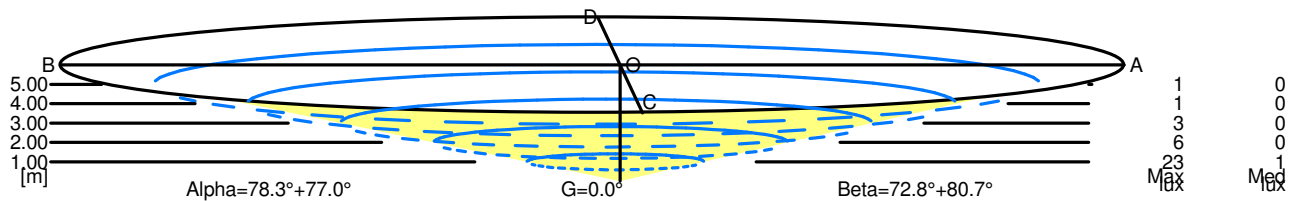
LIGHT SOURCE=OSRAM 4W 230V E14 Classic B25 2700K Eff=54% CCT=2700K Ra=80

C.I.E.	12 34 63 27 54	D DIN 5040	D13
F UTE	--	B NBN	BZ 10

Width at 50.00 % of Max Intensity

H[m]	1.00	2.00	3.00	4.00	5.00	H[m]	1.00	2.00	3.00	4.00	5.00
OA	4.34	8.67	13.01	17.35	21.68	OC	3.24	6.48	9.72	12.96	16.20
OB	4.82	9.63	14.45	19.27	24.08	OD	6.12	12.24	18.35	24.47	30.59

	Luminous Intensities [cd/klm]									
	0	5	15	25	35	45	55	65	75	85
OA	23.34	23.15	22.61	21.65	20.25	18.54	16.50	14.27	12.07	9.93
OB	23.34	23.20	22.56	21.57	20.16	18.42	16.38	14.32	12.30	10.35
OC	23.34	23.11	22.30	21.09	19.50	17.59	15.45	13.28	11.25	9.33
OD	23.34	23.36	23.00	22.18	20.89	19.25	17.25	15.11	12.96	10.77



5.00	45.76	1	0		
4.00	36.61	1	0		
3.00	27.46	3	0		
2.00	18.31	6	0		
1.00	9.15	23	1		
H[m]	D[m]	Max lux	Med lux	Alpha=78.3°+77.0°	Beta=72.8°+80.7°

5.00	46.79	1	0		
4.00	37.43	1	0		
3.00	28.07	3	0		
2.00	18.72	6	0		
1.00	9.36	23	1		
H[m]	D[m]	Max lux	Med lux	Beta=80.7°+72.8°	Alpha=78.3°+77.0°